


TECHNICAL PRODUCT INFORMATION

TATE

WALL MOUNTED BASIN/BATH MIXER 180MM

FEATURES & BENEFITS

- Suitable for mains pressure only (up to 500kPa)
- 35mm quality European cartridge
- PVD coated finish, except chrome
- Available in 180mm and 220mm reach
- Suitable for left or right-handed installation
- Designed in NZ
- Watermark certified
- 10 year warranty & lifetime extension available
- *5 year limited warranty on product finish



Chrome | TBFC-S

NEW ZEALAND REGISTERED DESIGN NO. 426071, NO. 426072 & NO. 427630



Brushed Gold
TBFBG-S



Black
TBFMB-S



Brushed
Stainless Finish
TBFBN-S



Brushed Gunmetal
TBFGM-S



Brushed Bronze
TBFBZ-S



Black
Gloss Black
TBFMB-GB-S



Black
Brushed
Stainless Finish
TBFMB-BN-S



Black
Brushed Gunmetal
TBFMB-GM-S



Black
Brushed Gold
TBFMB-BG-S



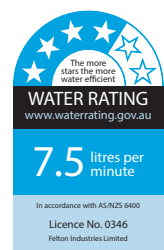
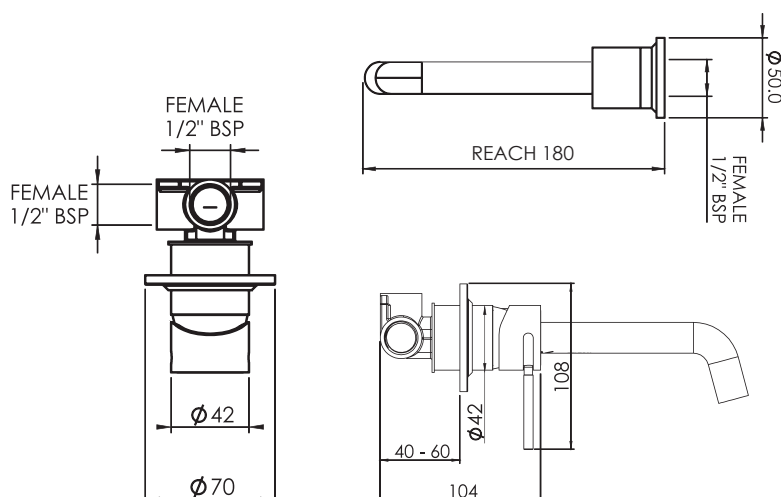
Brushed
Stainless Finish
Black
TBFBN-MB-S



Brushed
Stainless Finish
Brushed Gold
TBFBN-BG-S



Brushed Bronze
Black
TBFBZ-MB-S



WHEN INSTALLED
AS BASIN MIXER