

FELTON

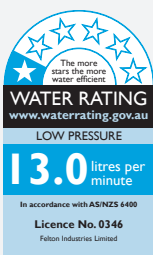
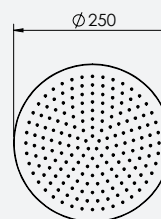
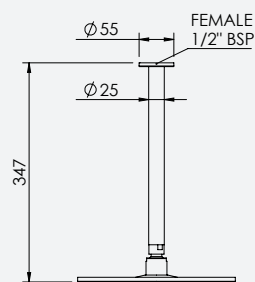
TECHNICAL PRODUCT INFORMATION

TATE

RAIN HEAD CEILING MOUNTED 300MM

FEATURES & BENEFITS

- Suitable for all pressures (min 70kPa)
- Available in chrome, black & PVD finishes
- Ø250mm rain head
- Shower aperture 96mm²
- 300mm vertical reach (from flange to outlet)
- G1/2 inch female inlet threaded arm
- 5 year warranty (T&C's apply)



Applies to NZ only



Chrome | NZ TRHCMC
AU TRHCMCA



Black
NZ TRHCMMB
AU TRHCMMBA



Brushed Stainless Finish
NZ TRHCMBN
AU TRHCMBNA



Brushed Gunmetal
NZ TRHCMGM
AU TRHCMGMA



Brushed Gold
NZ TRHCMBG
AU TRHCMBGA



Brushed Bronze
NZ TRHCMBBZ
AU TRHCMBBZA