

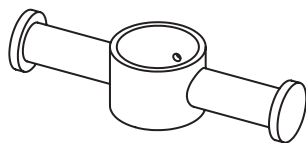


INSTALLATION GUIDE

FELTON

Atlas Robe Hook (for Atlas Pole Towel Warmer)

WHATS IN THE PACK




1 x Robe
Hook

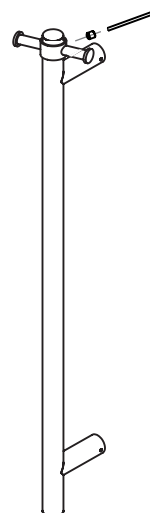


1 x Grub
screw

HOW TO INSTALL



1. Fit the robe hook over top of the towel pole



2. Use a 2.5mm allen key to tighten the grub screw

Warranty, Maintenance and Care YOUR COPY TO KEEP

FELTON

Felton Industries Limited guarantees these products to be free from defects in materials and workmanship for a period of five (5) years from the date of purchase. This warranty is effective for 5 years from the date of purchase and covers supply of replacement parts only, not including installation. You must retain proof of purchase of the product (such as an invoice or receipt) and provide this to Felton on request. This warranty is for manufacturing defects only and does not cover any damage to product due to abuse, negligence or improper installation. This warranty is given on the understanding that the product is installed and operated according to Felton's installation guide and the Australian/New Zealand standard AS/NZS3500. This warranty is provided to persons who are a "consumer" under the Consumer Guarantees Act 1993 only and for use in domestic/residential dwellings only (not for commercial use).



At no stage should plated surfaces be cleaned with cleaning agents that contain a corrosive acid or a scouring additive. Plated surfaces should be cleaned with liquid detergent or soap and water. Any damage caused through the use of an unsuitable cleaner will not be covered by warranty. This warranty is subject to any other rights or remedies that you may have under the Consumer Guarantees Act 1993 (or any other applicable legislation) and to Felton's Terms of Trade.

Please fill in the details below, attach your receipt to this installation guide and keep as your proof of purchase.

Purchased at:

Date of purchase:

Installed by:

For technical assistance please ring: 0800 743 358 or (09) 528 0810